



# 2023 | 世界防止自殺日聯合記者招待會

## WORLD SUICIDE PREVENTION DAY PRESS CONFERENCE

CO-CREATING HOPE • 共創希望





THE HONG KONG JOCKEY CLUB  
Centre for Suicide Research  
and Prevention  
THE UNIVERSITY OF HONG KONG  
香港大學香港賽馬會防止自殺研究中心



# CO-CREATING HOPE 共創希望

PROF. PAUL YIP

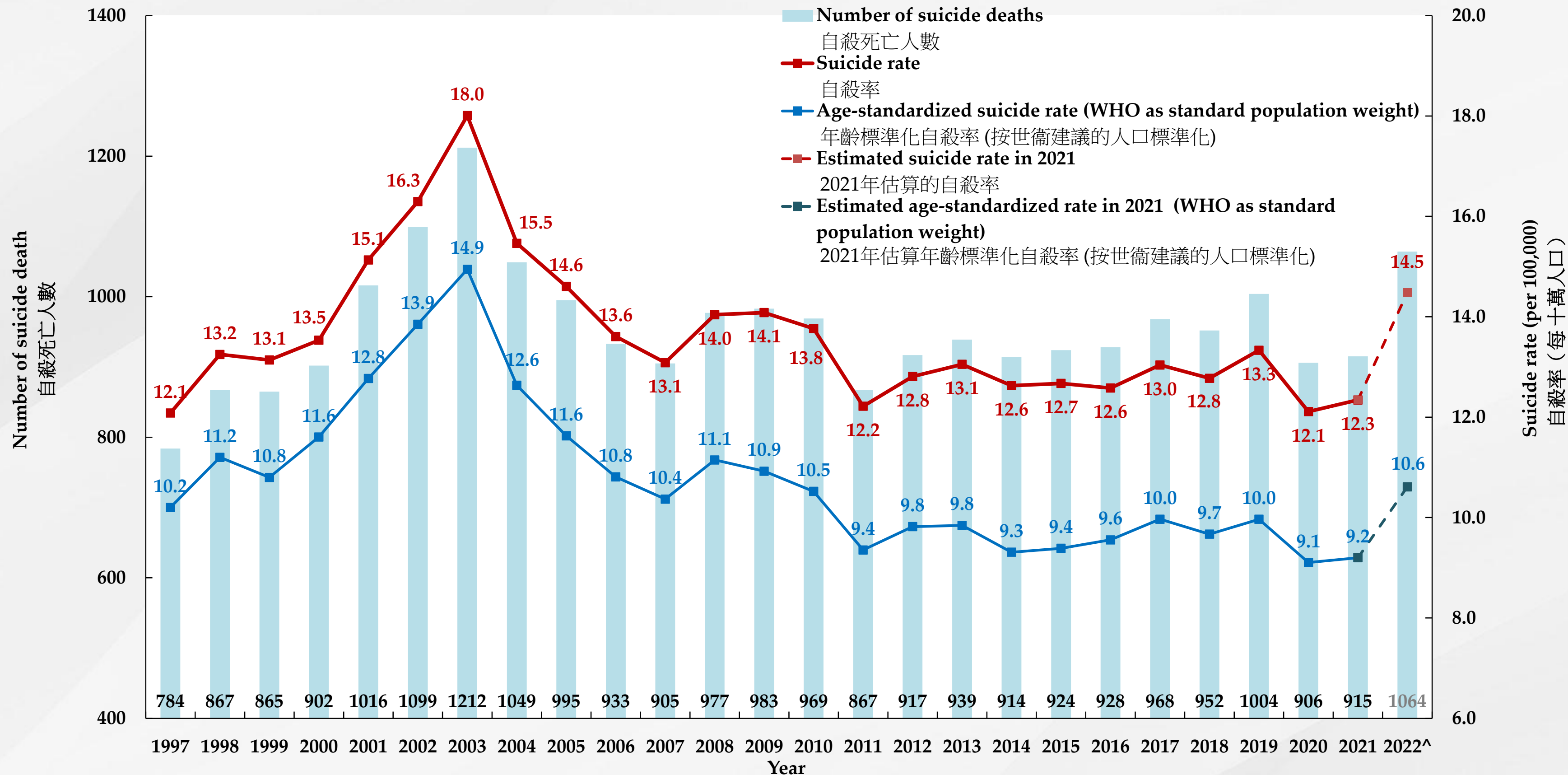
HKU HKJC CENTRE FOR SUICIDE RESEARCH AND PREVENTION





# Number of suicides and suicide rates in Hong Kong, 1997-2022<sup>^</sup>

## 香港自殺人數及自殺率

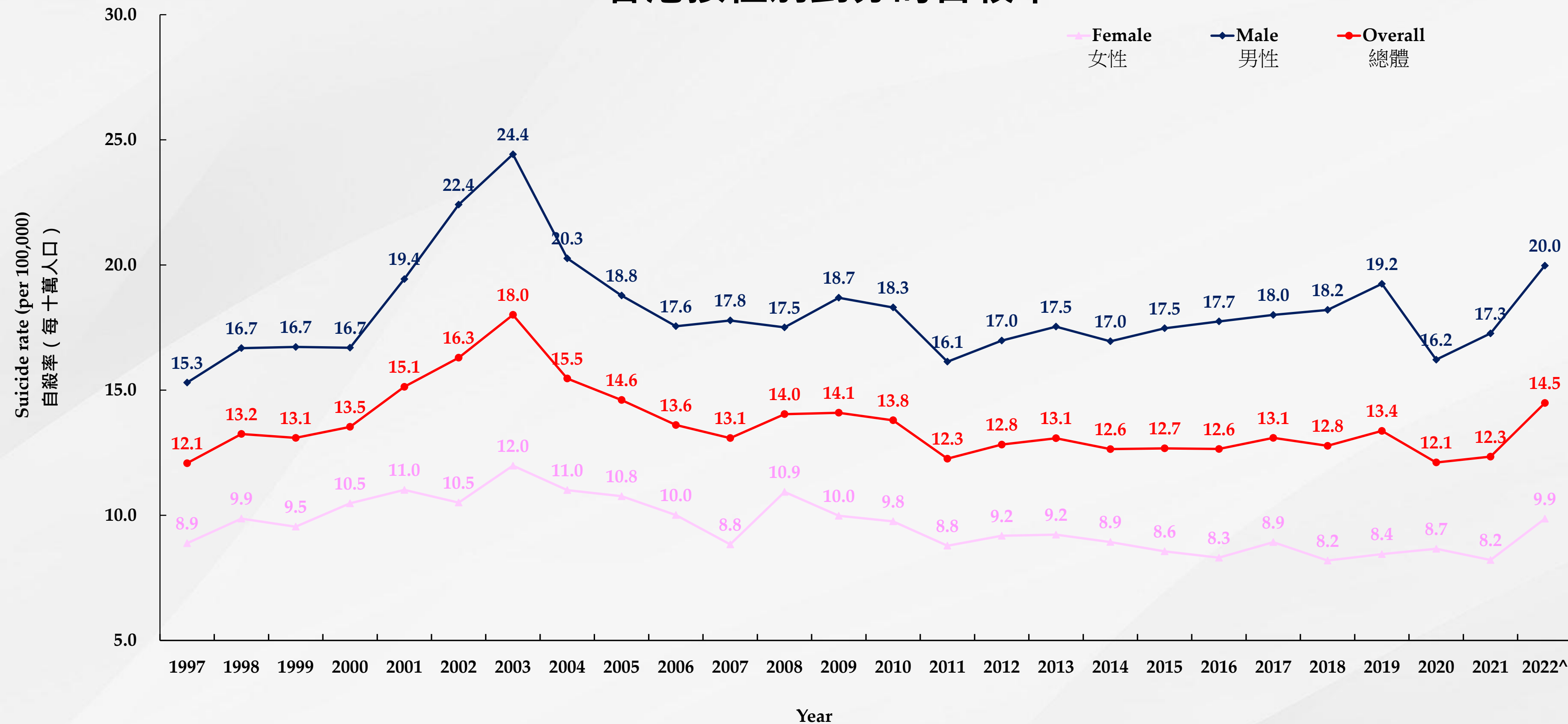


<sup>^</sup> 根據死因庭於2023年7月31日前所提供的死亡登記而作出估算 ^ Estimated number. According to data from the Coroner's Court, with registered death date up to 31 July 2023.



# Suicide rates by gender in Hong Kong, 1997-2022<sup>^</sup>

## 香港按性別劃分的自殺率



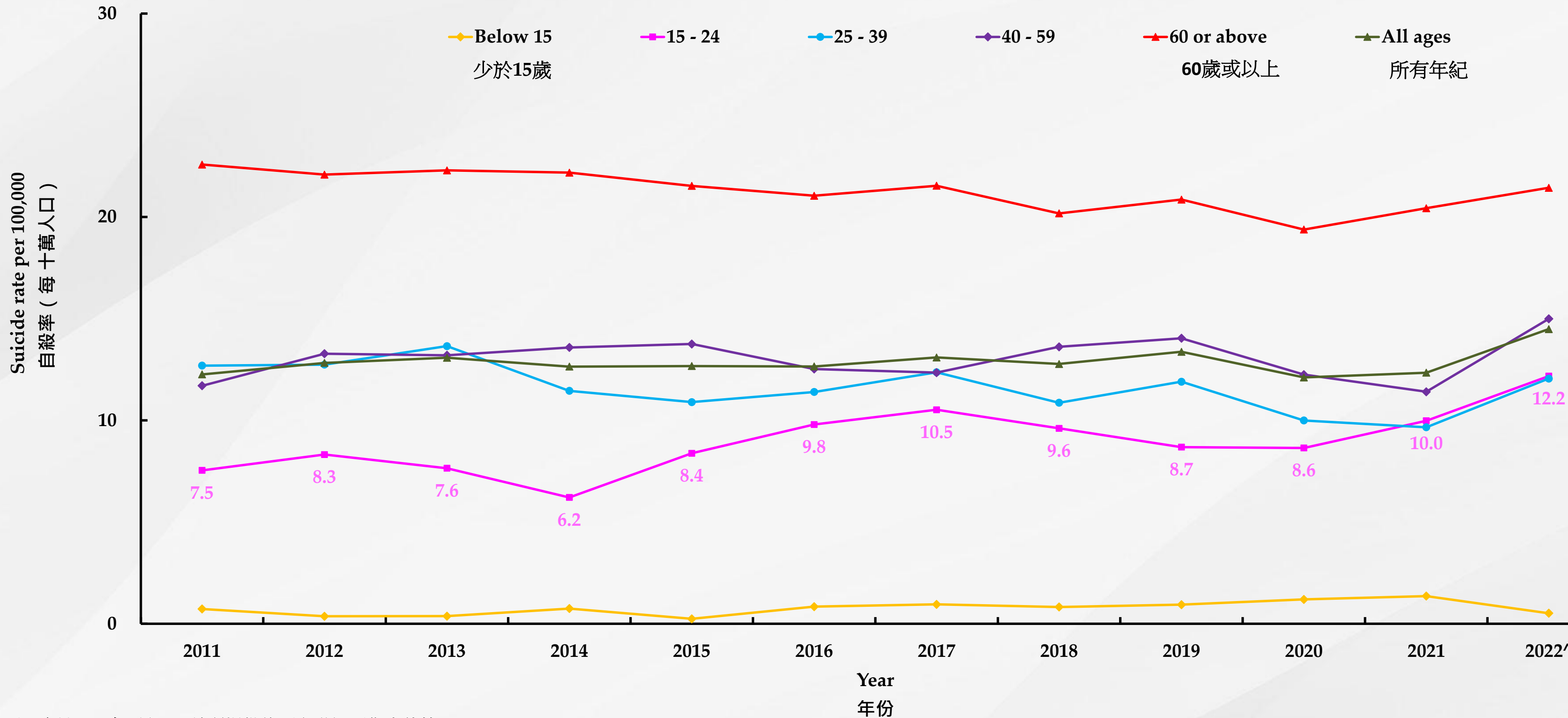
<sup>^</sup> 根據死因庭於2023年7月31日前所提供的死亡登記而作出估算

<sup>^</sup> Estimated number. According to data from the Coroner's Court, with registered death date up to 31 July 2023.



# Suicide rates by age group in Hong Kong, 2011-2022<sup>^</sup>

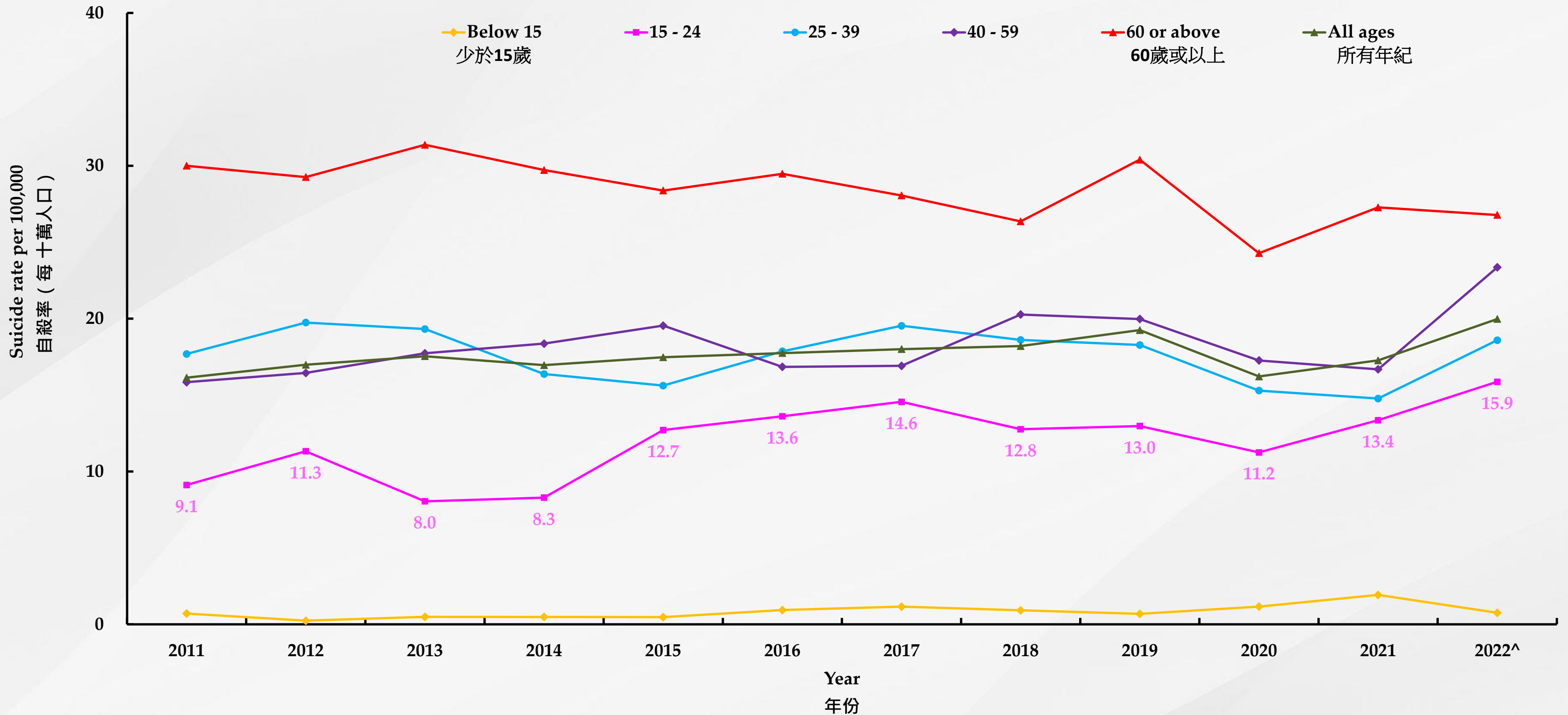
## 香港各年齡組別自殺率



<sup>^</sup> 根據死因庭於2023年7月31日前所提供的死亡登記而作出估算 <sup>^</sup> Estimated number. According to data from the Coroner's Court, with registered death date up to 31 July 2023

# Male suicide rates by age group in Hong Kong, 2011-2022<sup>^</sup>

## 香港男性各年齡組別自殺率

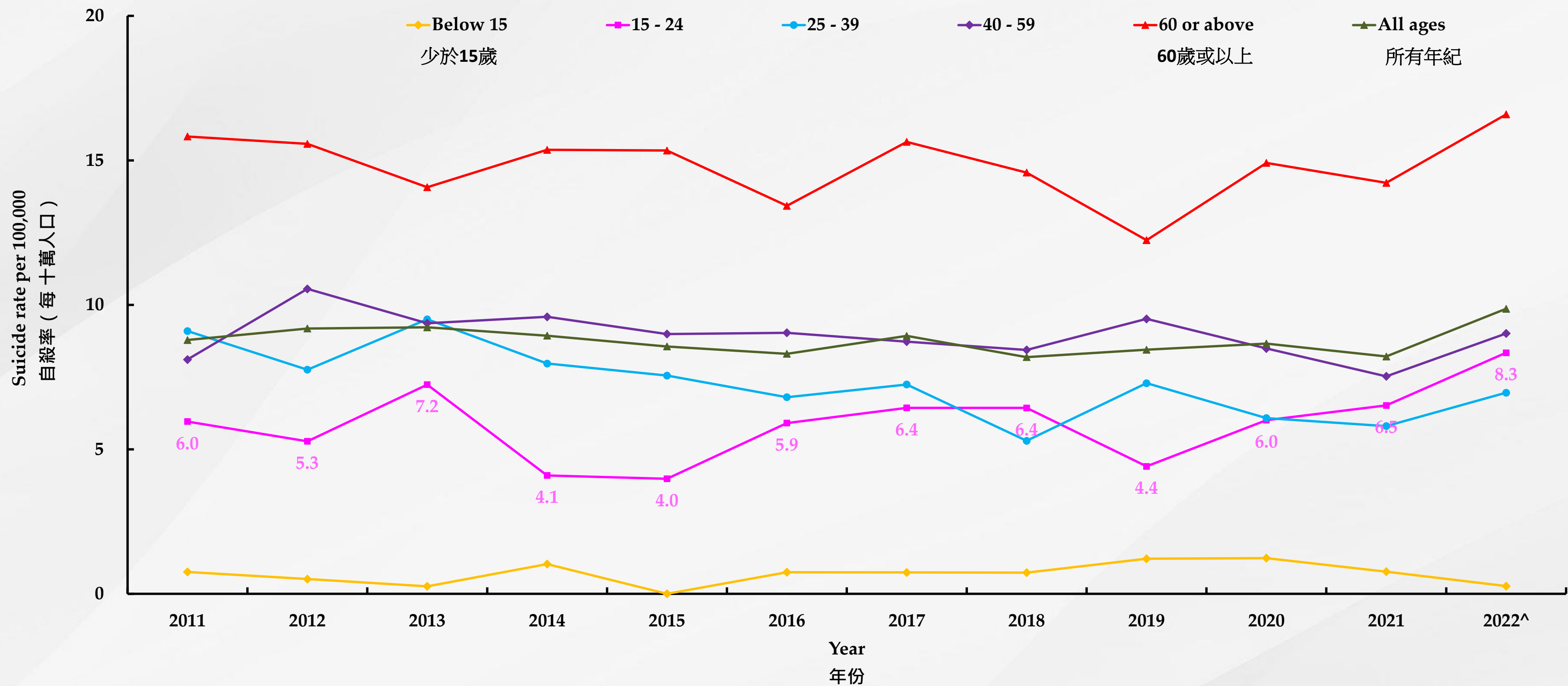


<sup>^</sup> 根據死因庭於2023年7月31日前所提供的死亡登記而作出估算

<sup>^</sup> Estimated number. According to data from the Coroner's Court, with registered death date up to 31 July 2023.

# Female suicide rates by age group in Hong Kong, 2011-2022<sup>^</sup>

## 香港女性各年齡組別自殺率



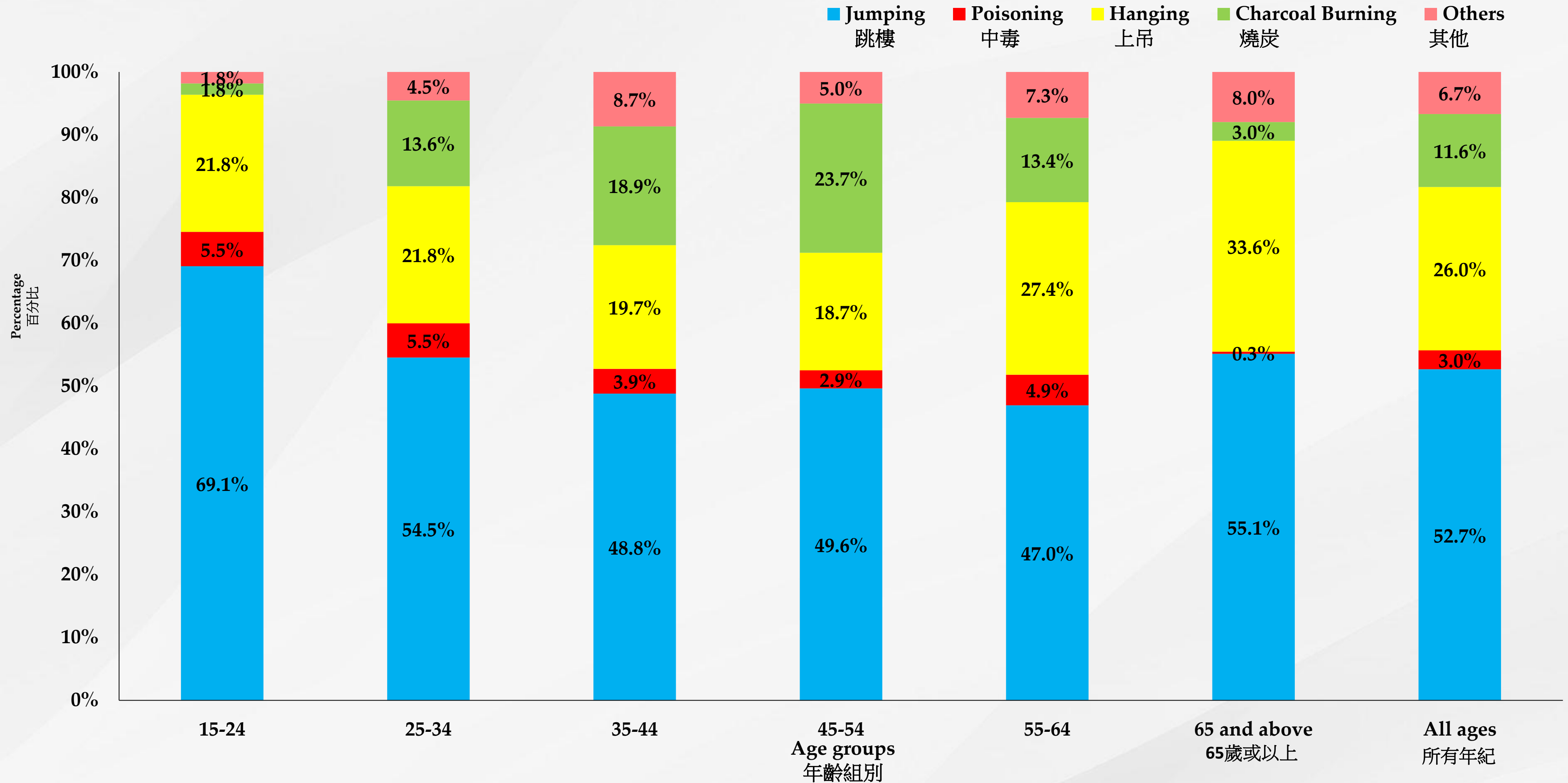
<sup>^</sup> 根據死因庭於2023年7月31日前所提供的死亡登記而作出估算

<sup>^</sup> Estimated number. According to data from the Coroner's Court, with registered death date up to 31 July 2023.

# Distribution of method of suicide by age group in Hong Kong, 2020



## 2020年香港各年齡組別自殺方式分布

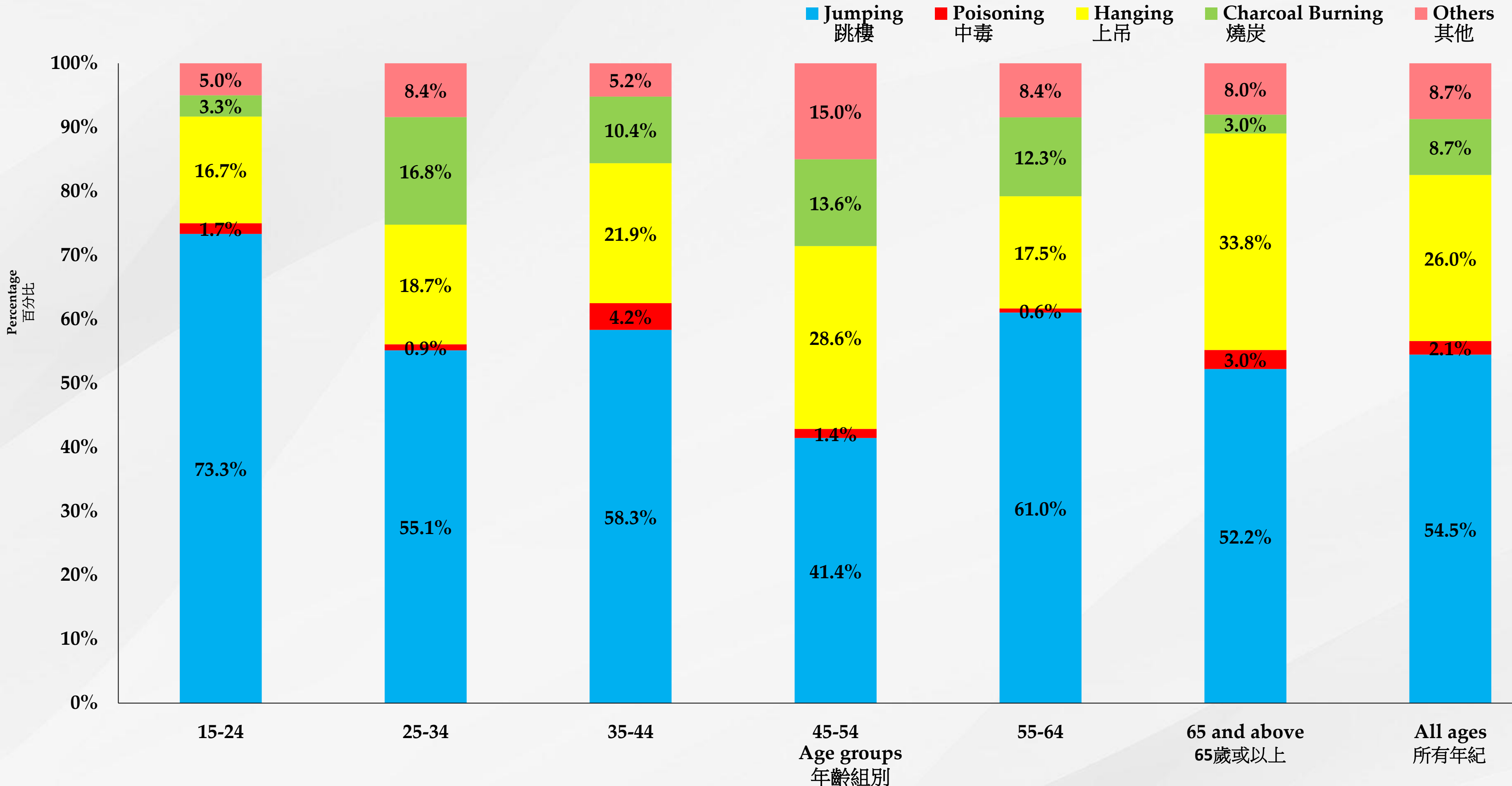




# Distribution of method of suicide by age group in Hong Kong, 2021



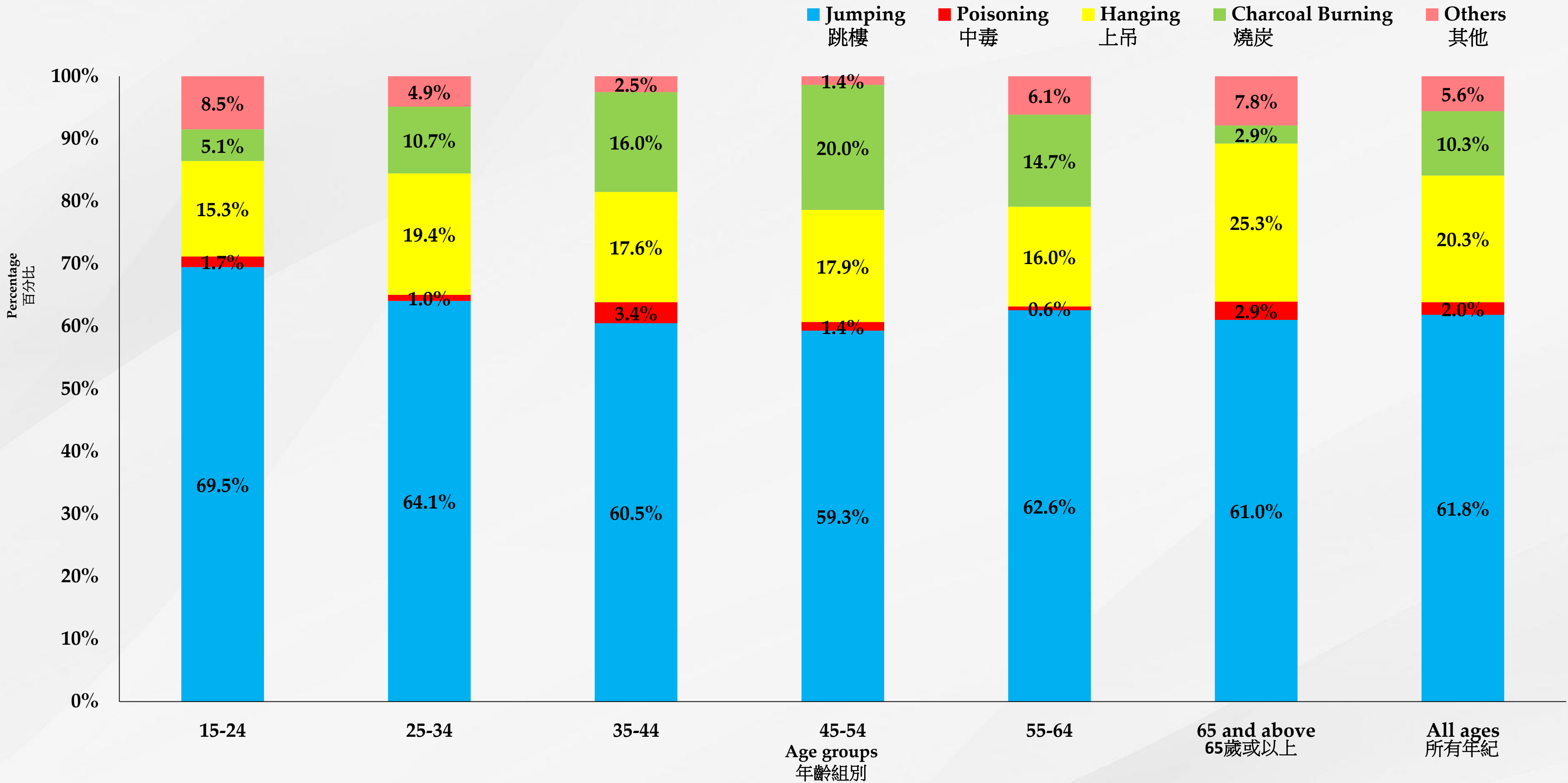
## 2021年香港各年齡組別自殺方式分布



# Distribution of method of suicide by age group in Hong Kong, 2022^



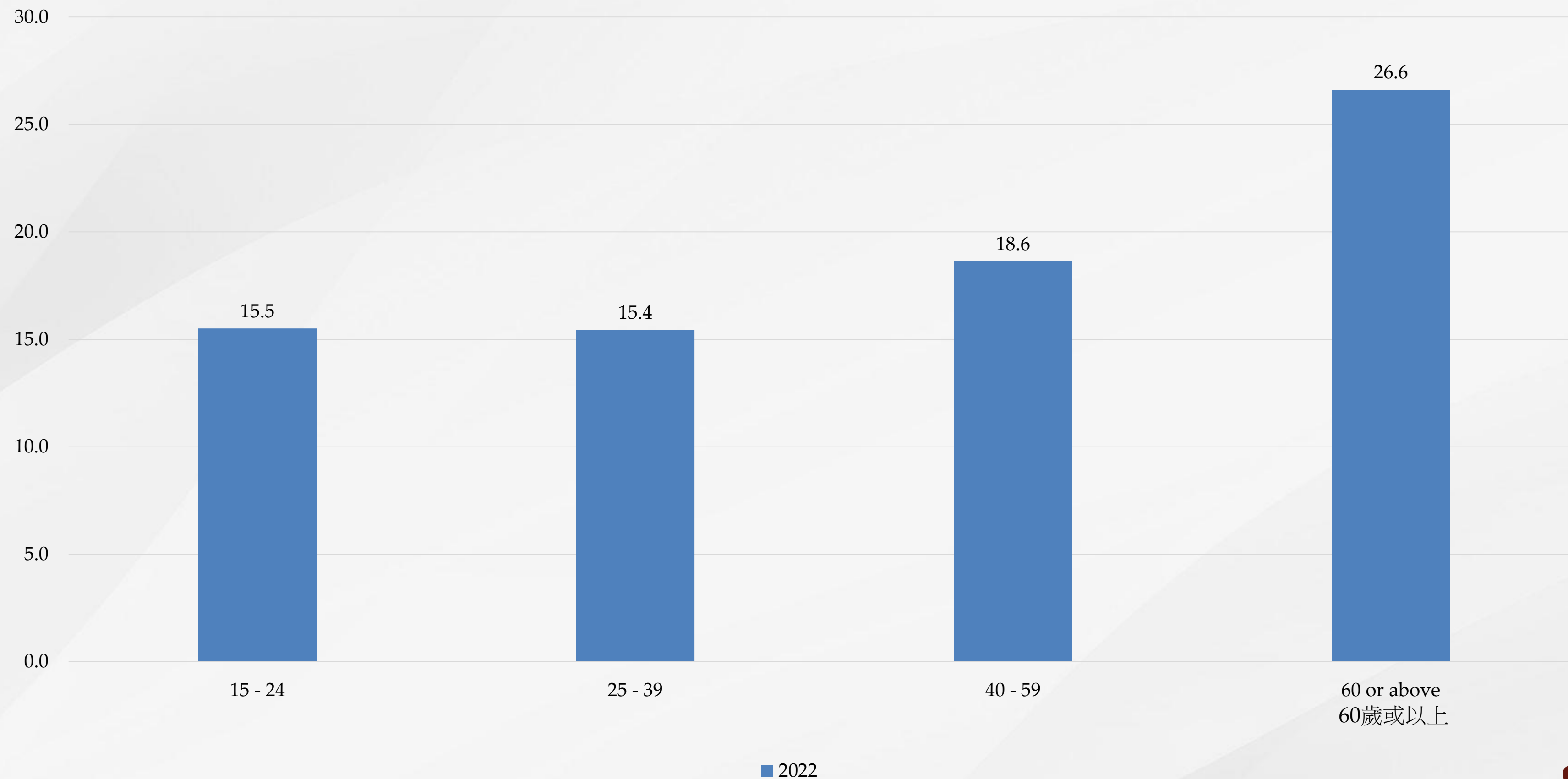
## 2022年香港各年齡組別自殺方式分布



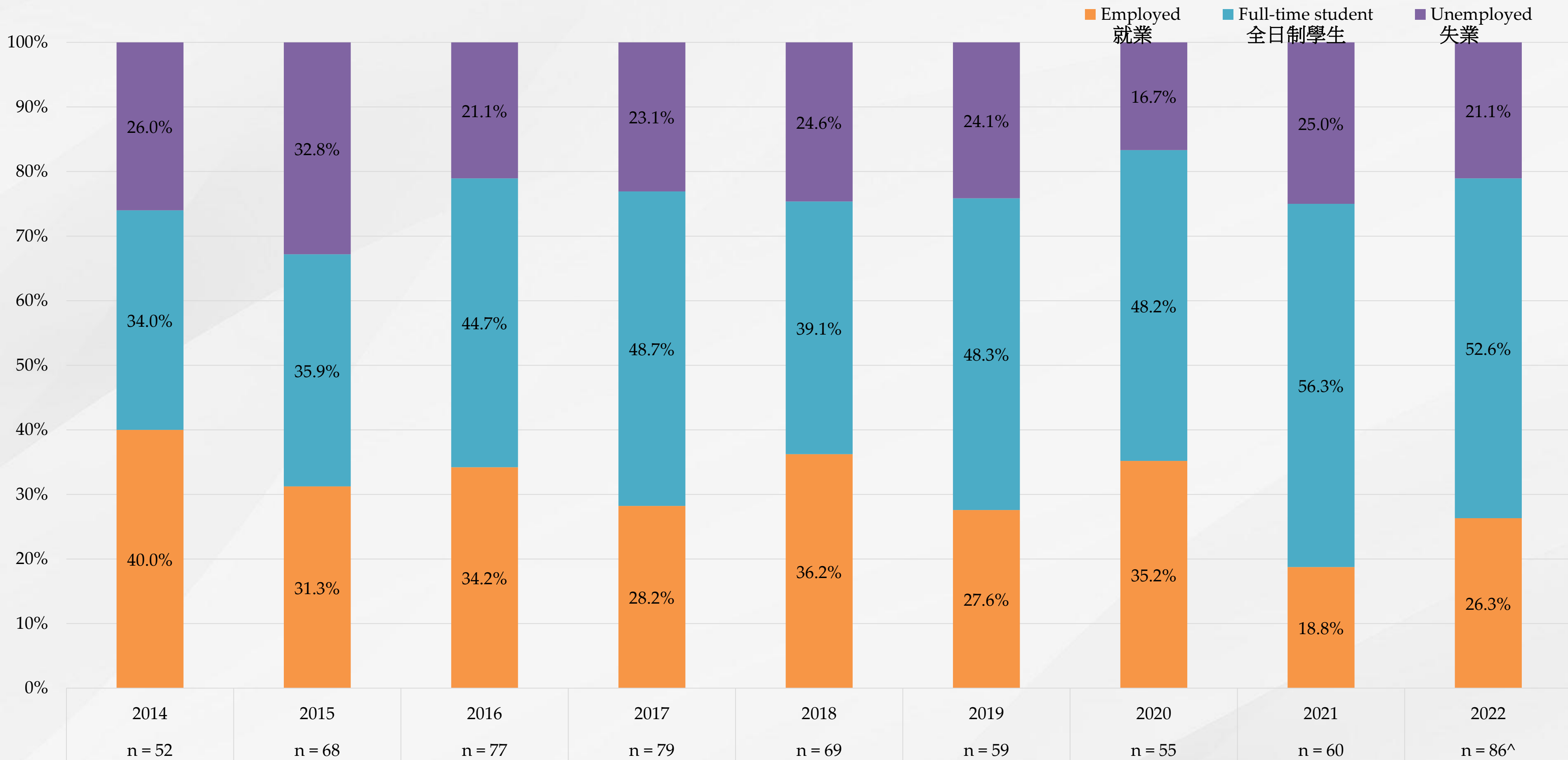


# Unemployed vs Employed Suicide Risk Ratio in Hong Kong, 2022

## 2022年香港失業與就業自殺風險比例



Distribution of Age 15-24 employment status by year in Hong Kong  
 香港15至24歲各年份就業狀況分布



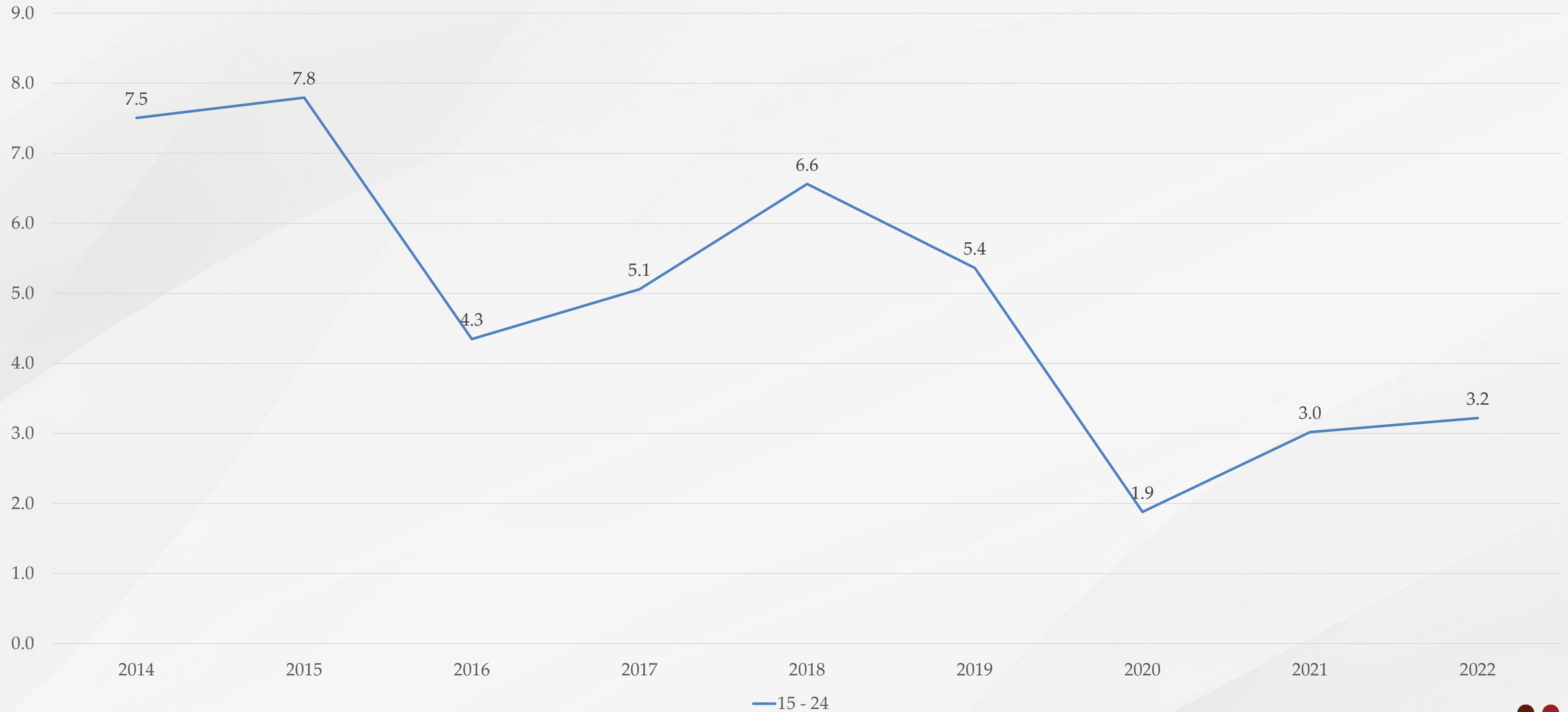
<sup>^</sup> 根據死因庭於2023年7月31日前所提供的死亡登記而作出估算

<sup>^</sup> Estimated number. According to data from the Coroner's Court, with registered death date up to 31 July 2023.



# Unemployed vs Full-time student Suicide Risk Ratio by year in Hong Kong

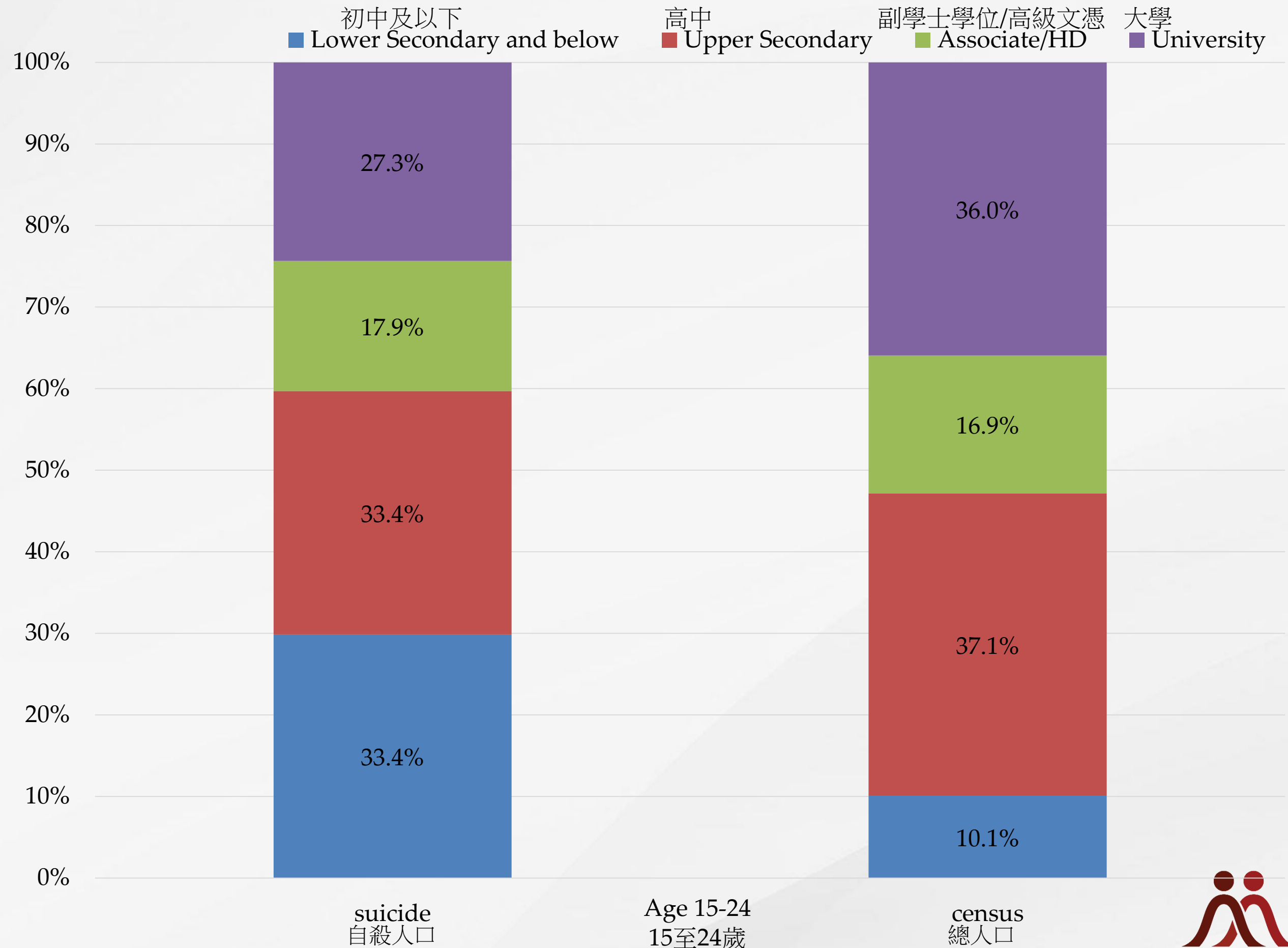
## 香港15至24歲各年份失業與全日制學生自殺風險比例



# Distribution of Age 15-24 education status in Hong Kong, 2014-2022

## 2014-2022年間香港15至24歲自殺人口與總人口教育程度分布

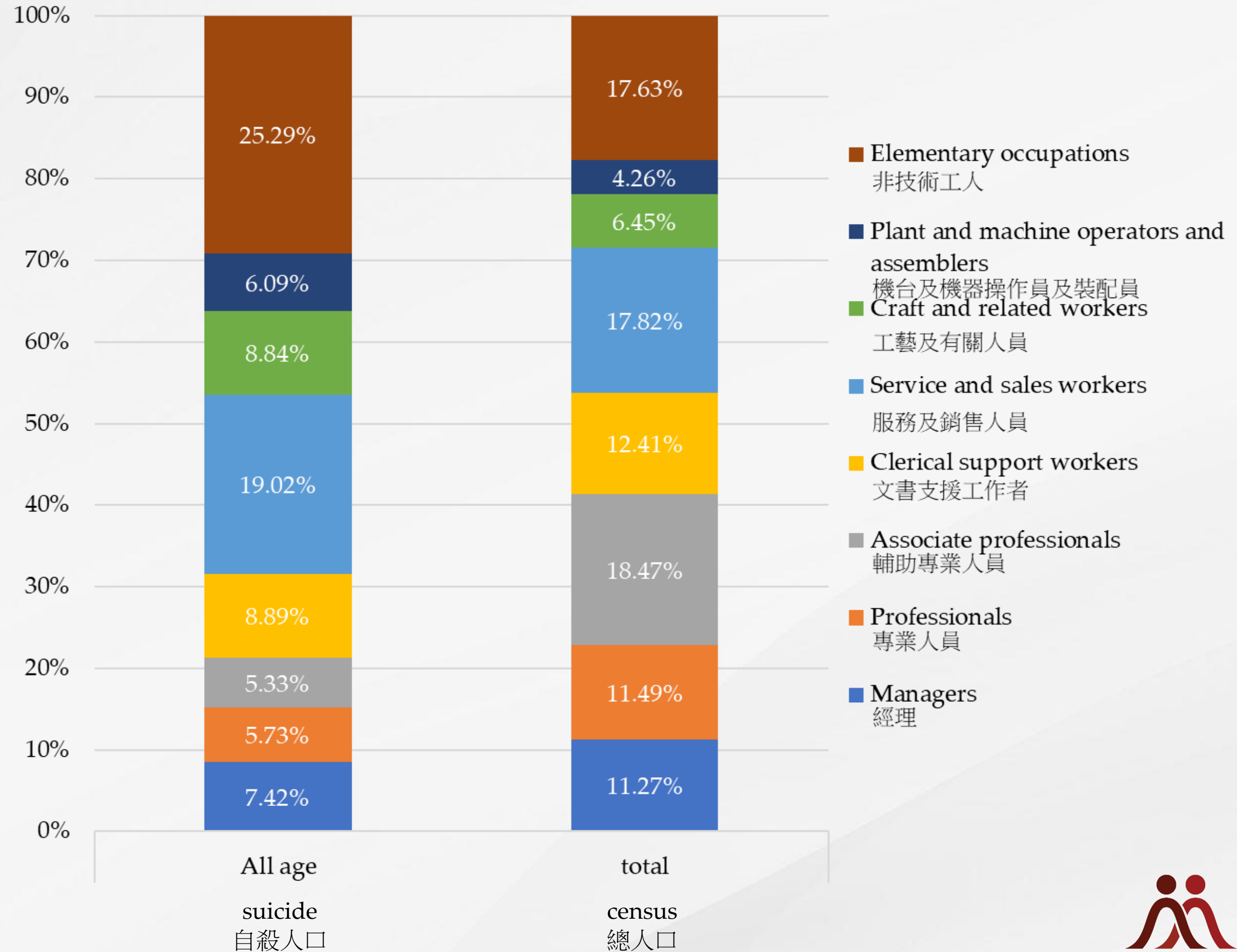
Proportion for Suicide/Census 自殺人口與總人口比例	
University 大學	0.76
Associate/HD 副學士學位/高級文憑	1.06
Upper Secondary 高中	0.9
Lower Secondary and below 初中及以下	3.32





## Distribution of occupation type in Hong Kong, 2014-2022

2014-2022年間香港自殺人口與總人口職業類型分布



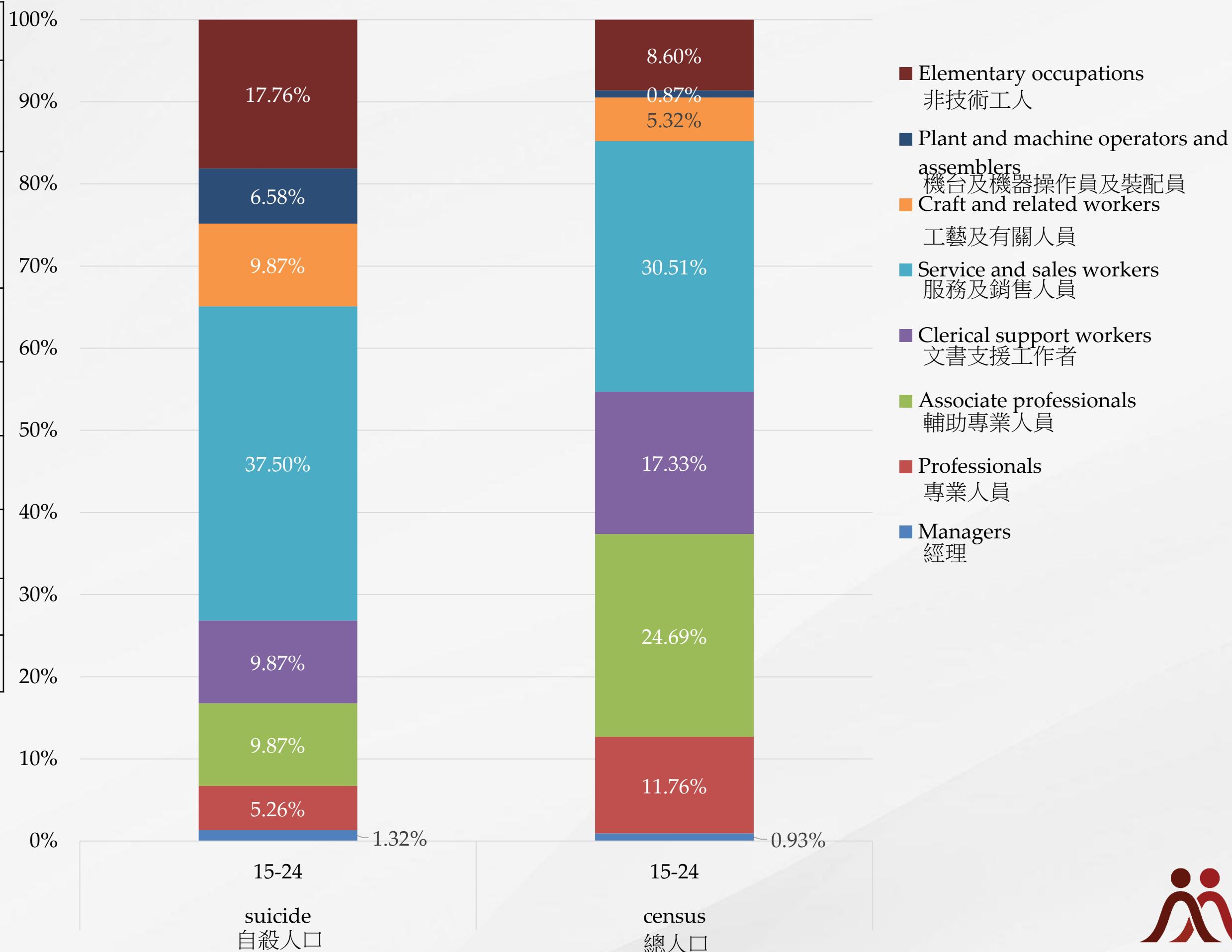
Proportion for Suicide/Census 自殺人口與總人口比例	
Elementary occupations 非技術工人	1.43
Plant and machine operators and assemblers 機台及機器操作員及裝配員	1.43
Craft and related workers 工藝及有關人員	1.37
Service and sales workers 服務及銷售人員	1.07
Clerical support workers 文書支援工作者	0.72
Associate professionals 輔助專業人員	0.29
Professionals 專業人員	0.50
Managers 經理	0.66



# Distribution of Age 15-24 occupation type in Hong Kong, 2014-2022

## 2014-2022年間香港15至24歲自殺人口與總人口職業類型分布

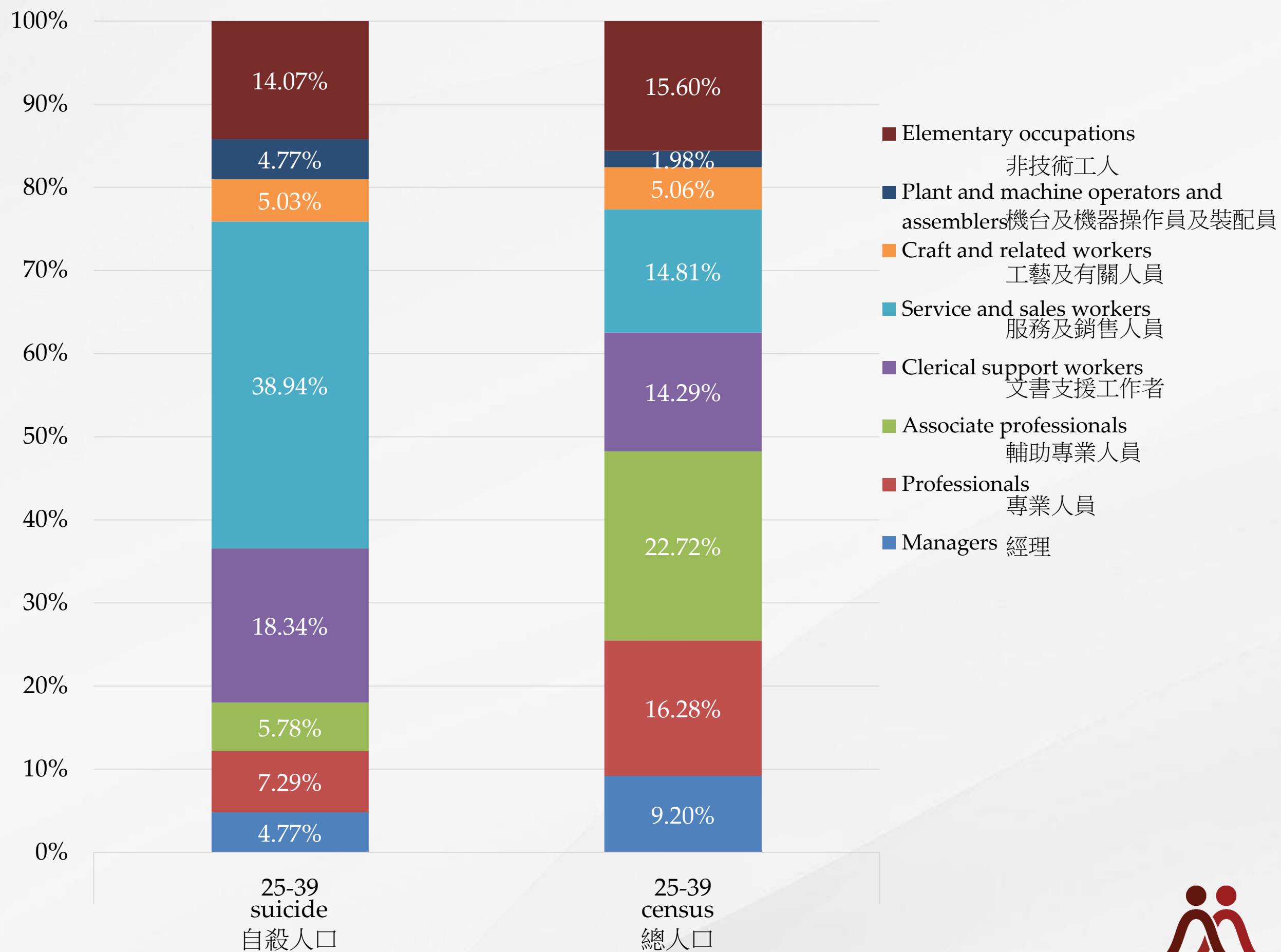
Proportion for Suicide/Census 自殺人口與總人口比例	
Elementary occupations 非技術工人	2.07
Plant and machine operators and assemblers 機台及機器操作員及裝配員	7.59
Craft and related workers 工藝及有關人員	1.85
Service and sales workers 服務及銷售人員	1.23
Clerical support workers 文書支援工作者	0.57
Associate professionals 輔助專業人員	0.40
Professionals 專業人員	0.45
Managers 經理	1.42



## Distribution of Age 25-39 occupation type in Hong Kong, 2014-2022

### 2014-2022年間香港25至39歲自殺人口與總人口職業類型分布

Proportion for Suicide/Census 自殺人口與總人口比例	
Elementary occupations 非技術工人	0.90
Plant and machine operators and assemblers 機台及機器操作員及裝配員	2.41
Craft and related workers 工藝及有關人員	0.99
Service and sales workers 服務及銷售人員	2.63
Clerical support workers 文書支援工作者	1.28
Associate professionals 輔助專業人員	0.25
Professionals 專業人員	0.45
Managers 經理	0.52

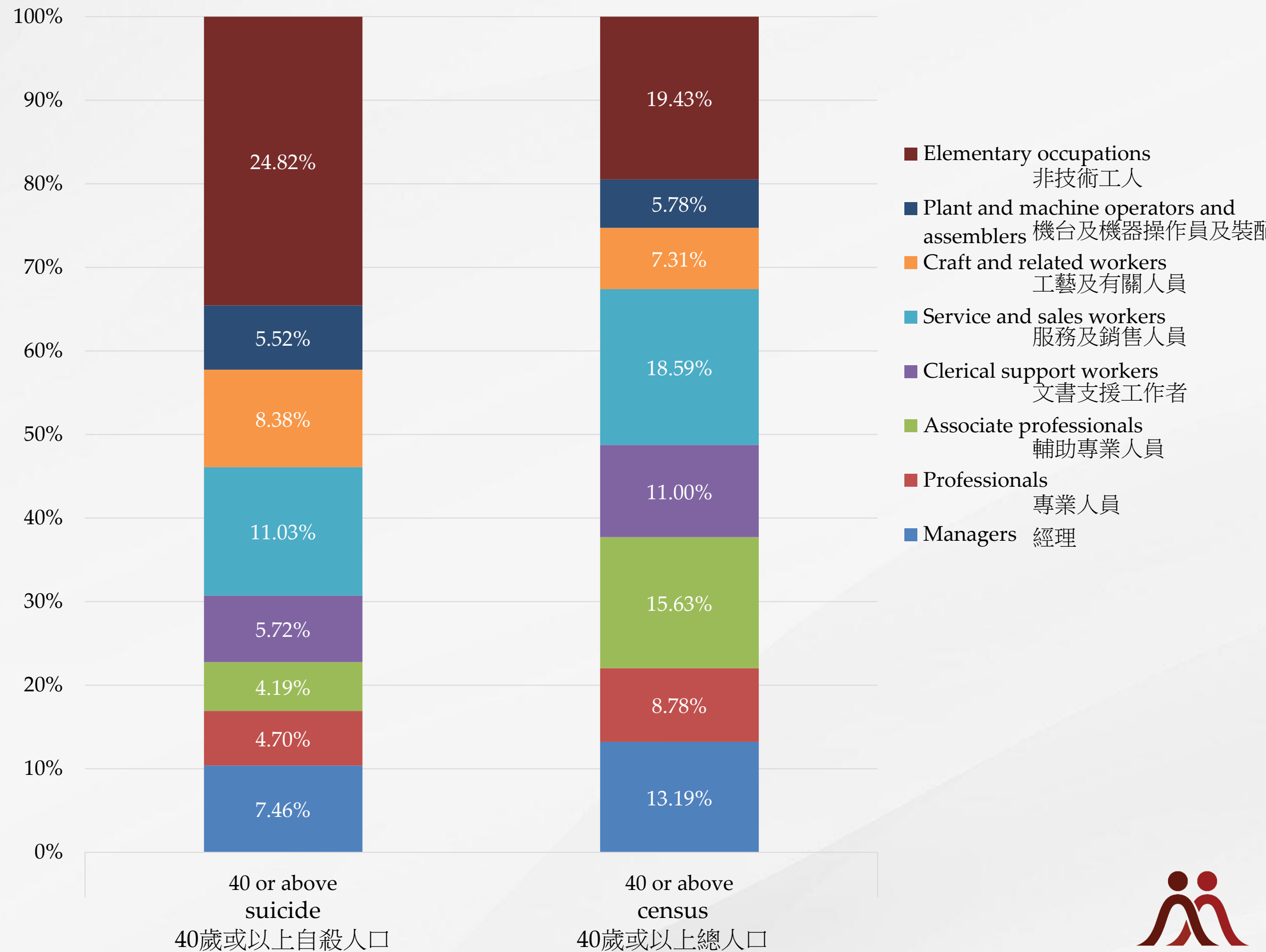




## Distribution of Age 40 or above occupation type in Hong Kong, 2014-2022

2014-2022年間香港40歲或以上自殺人口與總人口職業類型分布

Proportion for Suicide/Census 自殺人口與總人口比例	
Elementary occupations 非技術工人	1.27
Plant and machine operators and assemblers 機台及機器操作員及裝配員	0.95
Craft and related workers 工藝及有關人員	1.15
Service and sales workers 服務及銷售人員	0.59
Clerical support workers 文書支援工作者	0.52
Associate professionals 輔助專業人員	0.27
Professionals 專業人員	0.53
Managers 經理	0.57





# Highlight point

1. Low education has a higher suicide risk  
低學歷有較高的自殺風險
  - Related suicide risk for lower secondary vs highly educated is **4.37**  
相對於高教育程度，初中或以下學歷的相對自殺風險是4.37
2. Unemployed has a higher suicide risk  
失業人士有較高的自殺風險
  - Related suicide risk for Unemployed vs Employed at least **15.4** in all age group  
相對於就業人士，各年齡組別中失業人士的相對自殺風險至少為15.4
3. Low wage and low skilled labour has a higher suicide risk  
低工資和低技能工作者有較高的自殺風險
  - Related suicide risk for Elementary occupation vs Associate Professional (including engineer, medical personnel) is **4.93**  
相對於輔助專業人員，非技術工人的相對自殺風險是4.93

# Reference







# Example for 8 Occupation Types

## 1. Managers(經理):

Including legislators; senior government officials; foreign diplomats; managing directors and chief executives; business services managers; administration managers; sales and marketing managers; manufacturing managers; construction managers; supply and distribution managers; information and communications technology service managers; professional services managers; school principals; hotel managers; retail and wholesale trade managers; etc.

## 2. Professionals(專業人員):

Including accountants and auditors; engineering professionals; medical doctors; registered nurses and other healthcare professionals (e.g. registered Chinese medicine practitioners, dentists, pharmacists, midwives, veterinarians); lawyers; university and post-secondary college lecturers; school teachers and other teaching professionals; actuaries; statisticians; economists; financial and investment advisers; software and applications developers and analysts; social and religious professionals; etc.

## 3. Associate professionals(輔助專業人員):

Including engineering technicians; manufacturing and construction supervisors; enrolled nurses and other healthcare associate professionals (e.g. dental assistants, dispensers, postnatal care workers); law clerks; actuarial assistants; statistical assistants; securities traders; insurance consultants and underwriters; information and communications technology technicians; real estate agents and property managers; administrative and specialised secretaries; inspectors and similarly ranked staff in disciplined services; social work assistants; photographers; chefs; etc

## 4. Clerical support workers(文書支援工作者):

Including general office clerks; accounting and bookkeeping clerks; personal secretaries; bank tellers; client information workers; storekeepers; etc.



5. Service and sales workers(服務及銷售人員):

Including salespersons; travel attendants and guides; cooks; waiters; barbers; beauticians; personal care workers; rank and file staff in disciplined services; child care workers and teachers' aides; building security guards; transport workers; etc.

6. Craft and related workers(工藝及有關人員):

Including building and related trades workers; machinery mechanics and repairers; electrical, electronic and telecommunication equipment installers and repairers; bakers and other food processing workers; tailors; etc.

7. Plant and machine operators and assemblers(機台及機器操作員及裝配員):

Including food and related products machine operators; drivers and mobile plant operators; etc.

8. Elementary occupations(非技術工人):

Including domestic helpers; cleaners and labourers





THE HONG KONG JOCKEY CLUB  
Centre for Suicide Research  
and Prevention  
THE UNIVERSITY OF HONG KONG  
香港大學香港賽馬會防止自殺研究中心



# THANK YOU!

